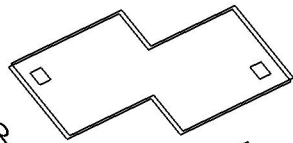
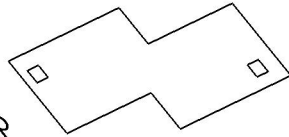


Slab
Sloped Top
Flat Bottom

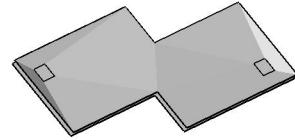


PLINE

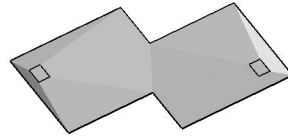
Slab
Sloped Top
Flat Bottom



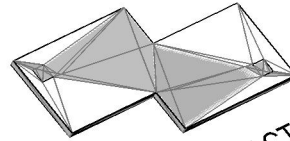
PLINE



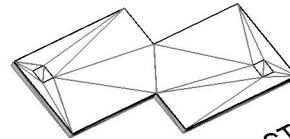
TIN
TINEDIT



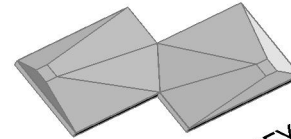
TIN
TINEDIT



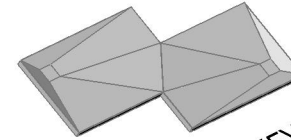
TINEXTRACT



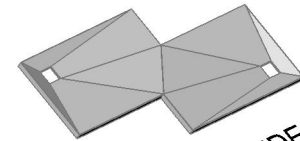
TINEXTRACT



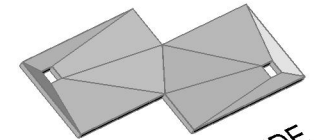
DMSIMPLIFY



DMSIMPLIFY



DMEXTRUDE

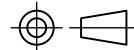


DMEXTRUDE

REV	DATE	DESCRIPTION	BY	CHK.	APP.



ALL DIMENSIONS IN mm
UNLESS OTHERWISE STATED.
DO NOT SCALE FROM DRAWING.
IF IN ANY DOUBT ASK.



	NAME (PRINTED)	SIGN.	DATE
DRAWN			23/04/20
CHECKED			dd/mm/yy
APPROVED			dd/mm/yy

CAD CONCEPTS LTD.			JOB No
Use BricsCAD TIN Commands To build Sloped Slabs			SCALE N.T.S
DRAWING NUMBER SlopedSlabsTin	SHEET 1 of 1	REV. A	SIZE A4